

How Do Learning Outcomes Inform Learning and Teaching Practices?

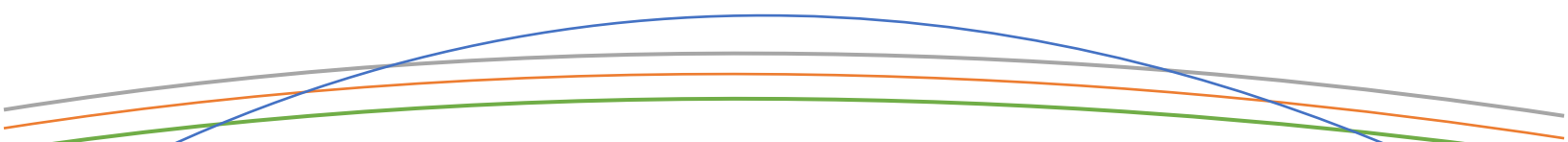
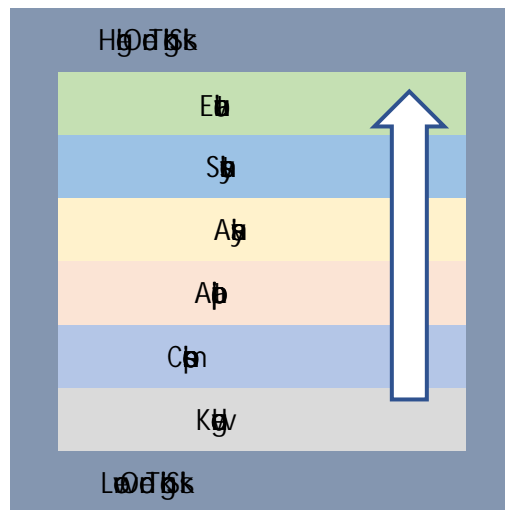
Learning

| Instructor | Learner |
|---|---|
| <ul style="list-style-type: none"> • Teach • Teach • Teach • Create | <ul style="list-style-type: none"> • Teach • Teach • Teach • Create |

Samples of Quality Learning Outcomes

At the conclusion of this course, learners will be able to:

1. Do [unclear] [unclear] [unclear]
2. Do [unclear] [unclear] (2012).
3. Will [unclear] [unclear] (2014).



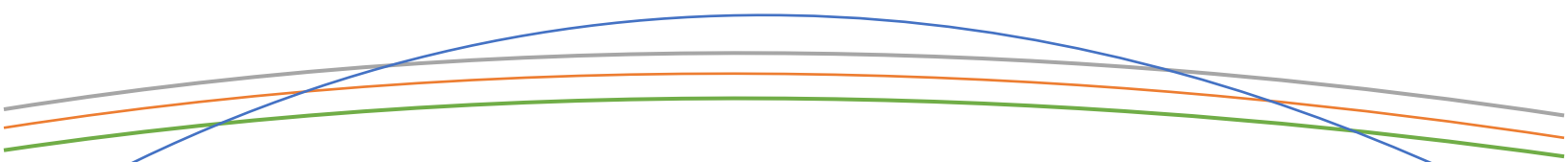
Le 9

Table

Before Developing your Lesson Plan, Think About:

What is a class lesson?

-



Le

Te

Teaching and Learning Techniques

Top

, s

Top

Top

- Di
- Si
- D

- Pi
- S

Top

- Di
- G

- L
- P

Top

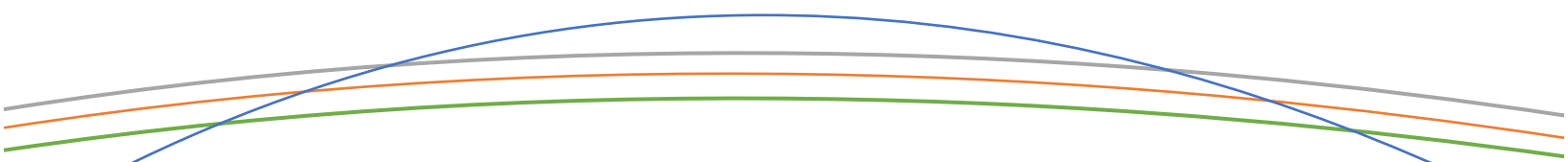
- Di
- G

- B
- W

Top

- D
- P

- M

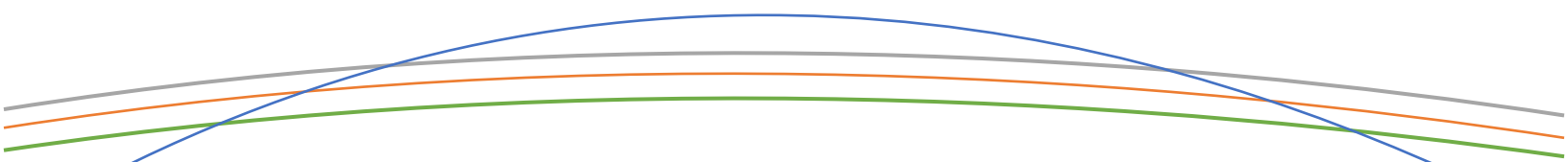


Lesson Planning Checklists

Group

| |
|--------------------|
| Activity |
| 1. Use - include.. |
| 2. Display. |

3.



Sample Lesson Plan Template I

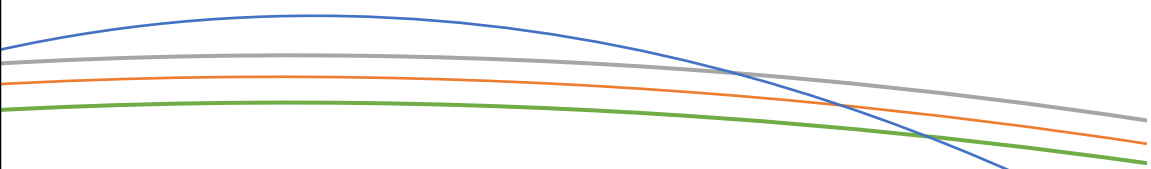

| | |
|---------------------------|-----------------------------|
| Lesson Plan | |
| Date: _ | |
| Title of the Lesson: _ | Unit of Study: _ |
| Previous day content: | |
| Learning Outcomes: | Assessment at end of Class: |

Time:

Lesson Content:

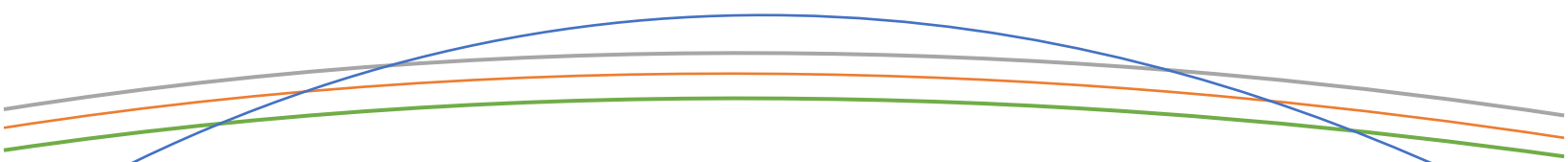
Teaching and Learning
Strategies:

Materials/Resources:



Sample Lesson Plan Template II

| | | | | |
|--------------------|-----------|-----------------------|---------|----------------|
| Learning Outcomes: | | | | |
| | Stages | Instructional Process | Content | Media Required |
| Time | Beginning | | | |
| | Middle | | | |
| | End | | | |
| Personal Notes: | | | | |
| Items on Moodle: | | | | |



Sample Lesson Plan Template III

| Lesson Title: | | | |
|--------------------|---|-------------|-----------|
| Learning Outcomes: | | | |
| Time | | Lesson Plan | Resources |
| | Review and Bridge-in (Motivation) Connecting Learning from previous class | | |
| | Pre-Assessment | | |

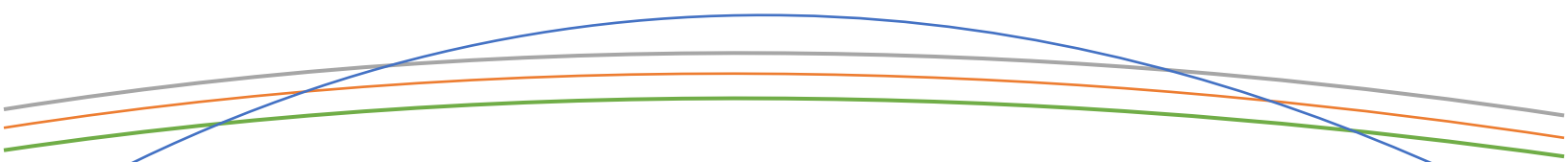
| Time | | Instructional Process | Learner Activities/Guides | Resources Required |
|------|-----------|-----------------------|---------------------------|-----------------------|
| | Beginning | | | |
| | Middle | | | |
| | End | | | |

Assessment of Learning Outcome at end of class:

Summary/Closure:

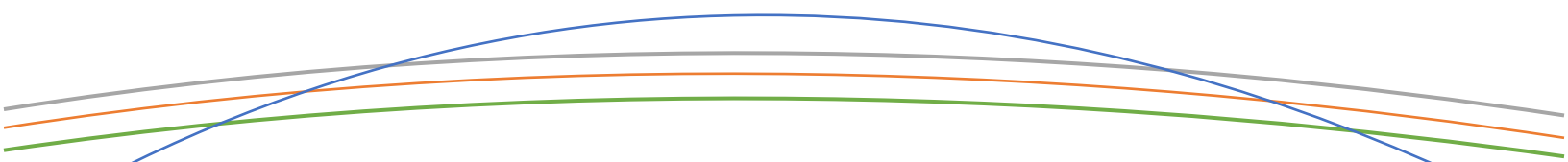
Personal Notes/Other Considerations:

Items on Moodle:



Sample Lesson Plan Template IV

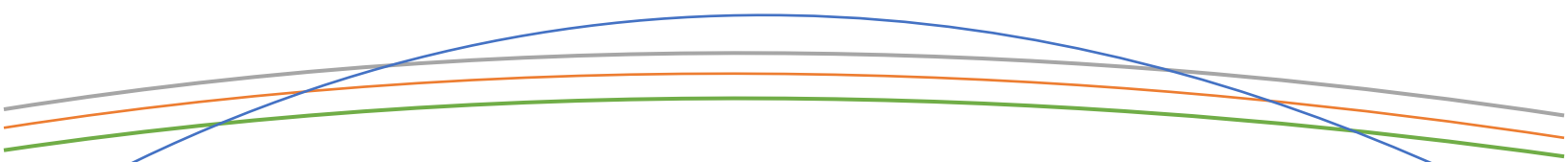
| Lesson Plan Title: | | | |
|-------------------------|-----------------------|----------------------|-----------|
| Bridge-in (Motivation): | | Resources: | |
| Pre-Assessment: | | Resources: | |
| Learning Outcomes: | | | |
| Time | Instructional Process | Learner's Activities | Resources |
| | Beginning | | |
| | Middle | | |
| | End | | |
| Post-Assessment: | | | |



Log

TABLE

Notes and Ideas:



Log

TABLE

Log
A
R
d
E
T

